



**EXPERTS WITH
PASSION**



The Combined Berner Group

Sales Figures FY 2008/09 Download

Status 31.03.09

Berner Key Figures Fiscal Year 2008/09

Stand: WJ 2008/09 | 31.03.2009
Berner Unternehmensgruppe

Net Sales 888 Mio.

Business Area	Net Sales in EUR	Increase to PY in %		Net Sales in EUR	Increase to PY in %
Construction	462 Mio.	4,1 %		Germany	318 Mio. 4,7 %
Automotive	310 Mio.	-3,7 %		Europe	570,0 Mio. 0,6 %
Chemicals	64 Mio.	21,8 %			
Others	52 Mio.	-3,8 %			

Employees 8.126 Total

Headcount (absolute)	Sales Force	Sales Administrative Staff
Total	5.227	2.899
Germany	1.309	1.228
Europe	3.918	1.671







**approx. 124
new jobs**

Staff Figures Germany 2008/2009

Status: FY 2008/09 | 31.03.2009
Combined Berner Group

Employees Germany **2.537** total

Headcount (absolute)	Total	Sales Force
Albert Berner Germany	1.106	679
Berner Holding	108	-
BTI Befestigungstechnik	889	577
Caramba Chemie Group	283	45
Krähe Versand	151	-



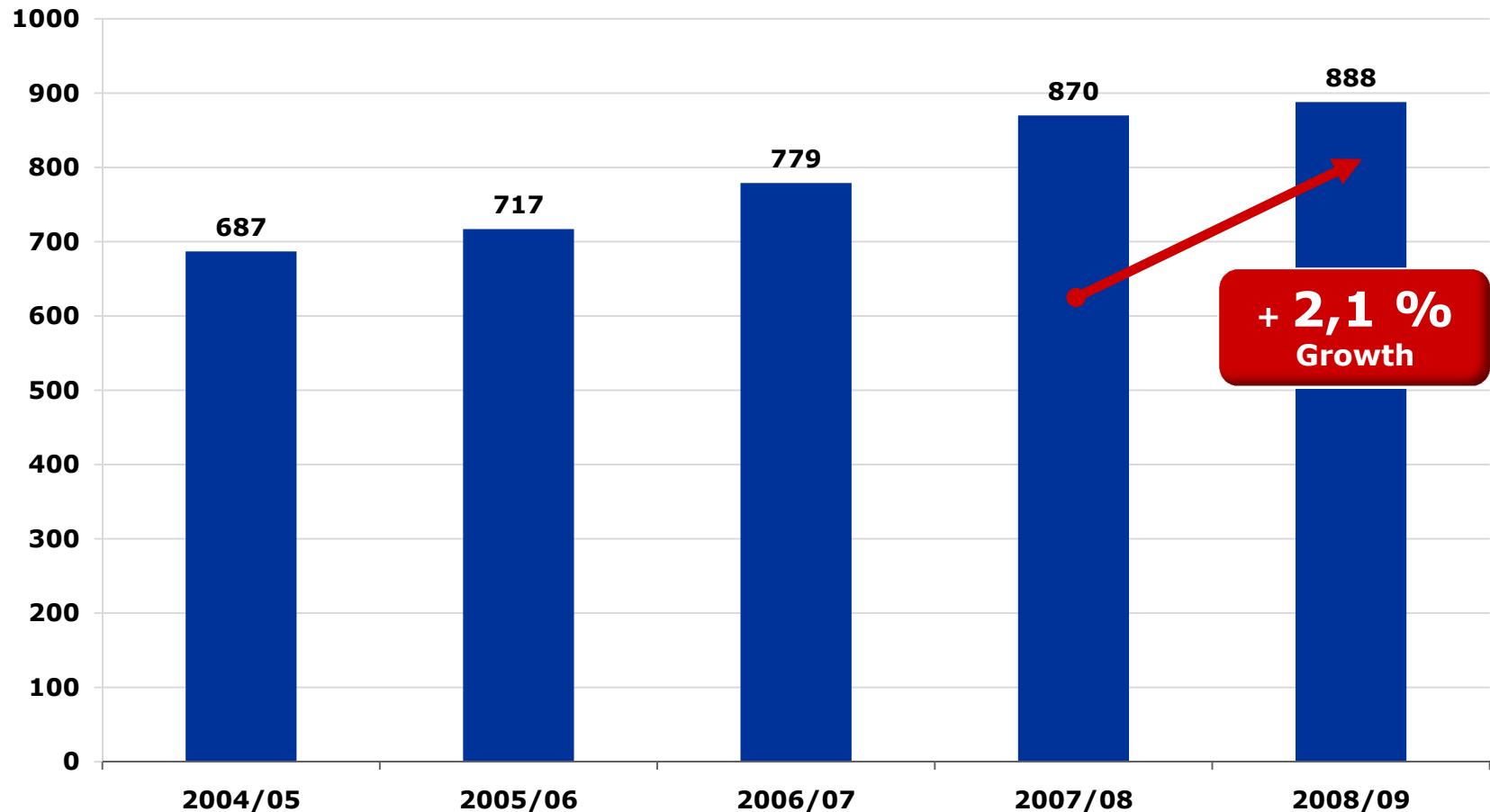
Berner Key Figures

Fiscal Year 2008/09

Development of Net Sales of the Combined Berner Group

Net Sales in Mio EUR

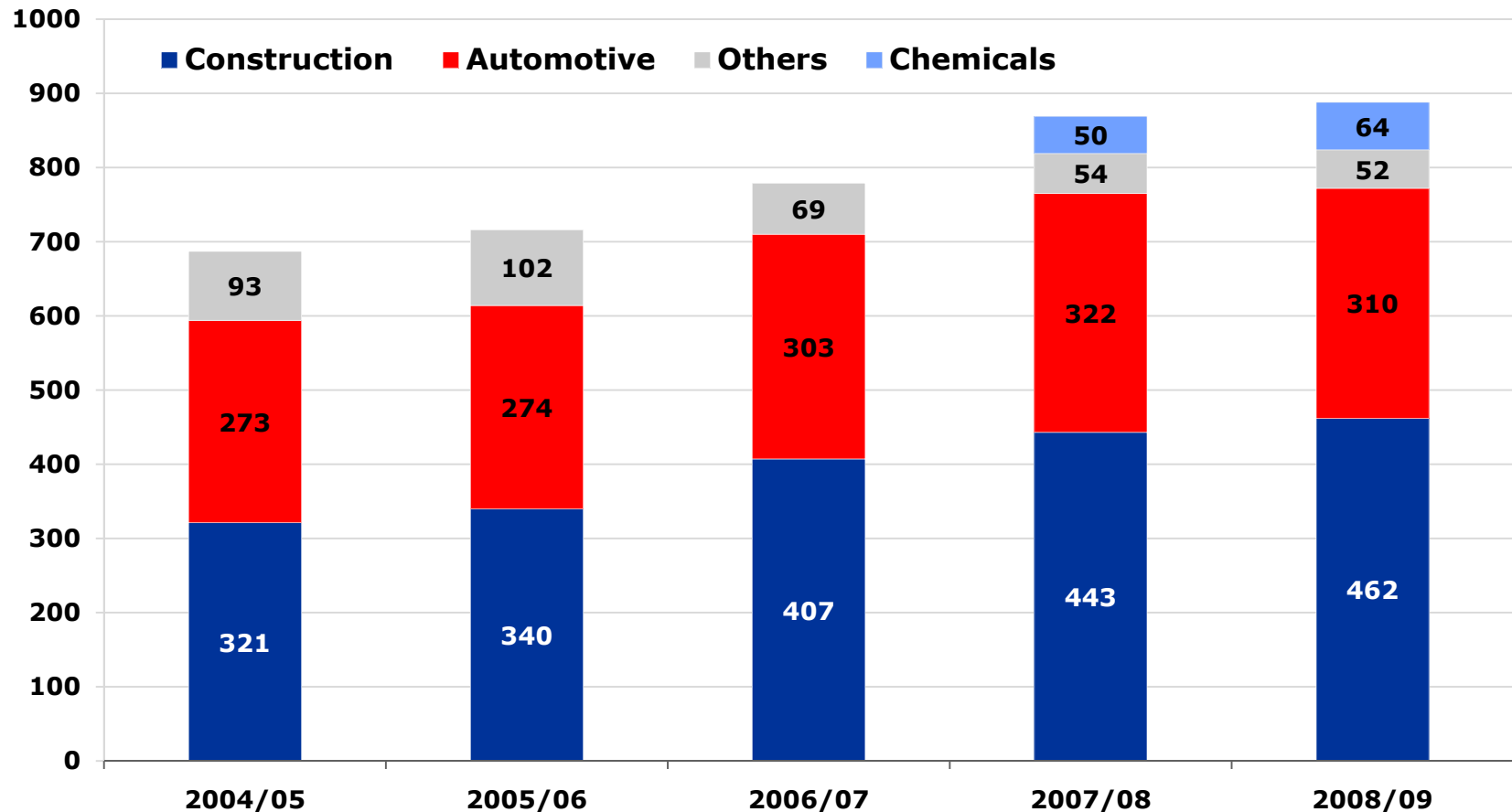
Status: FY 2008/09 | 31.03.2009
Combined Berner Group



Development by Business Areas of the Combined Berner Group

Net Sales in Mio EUR

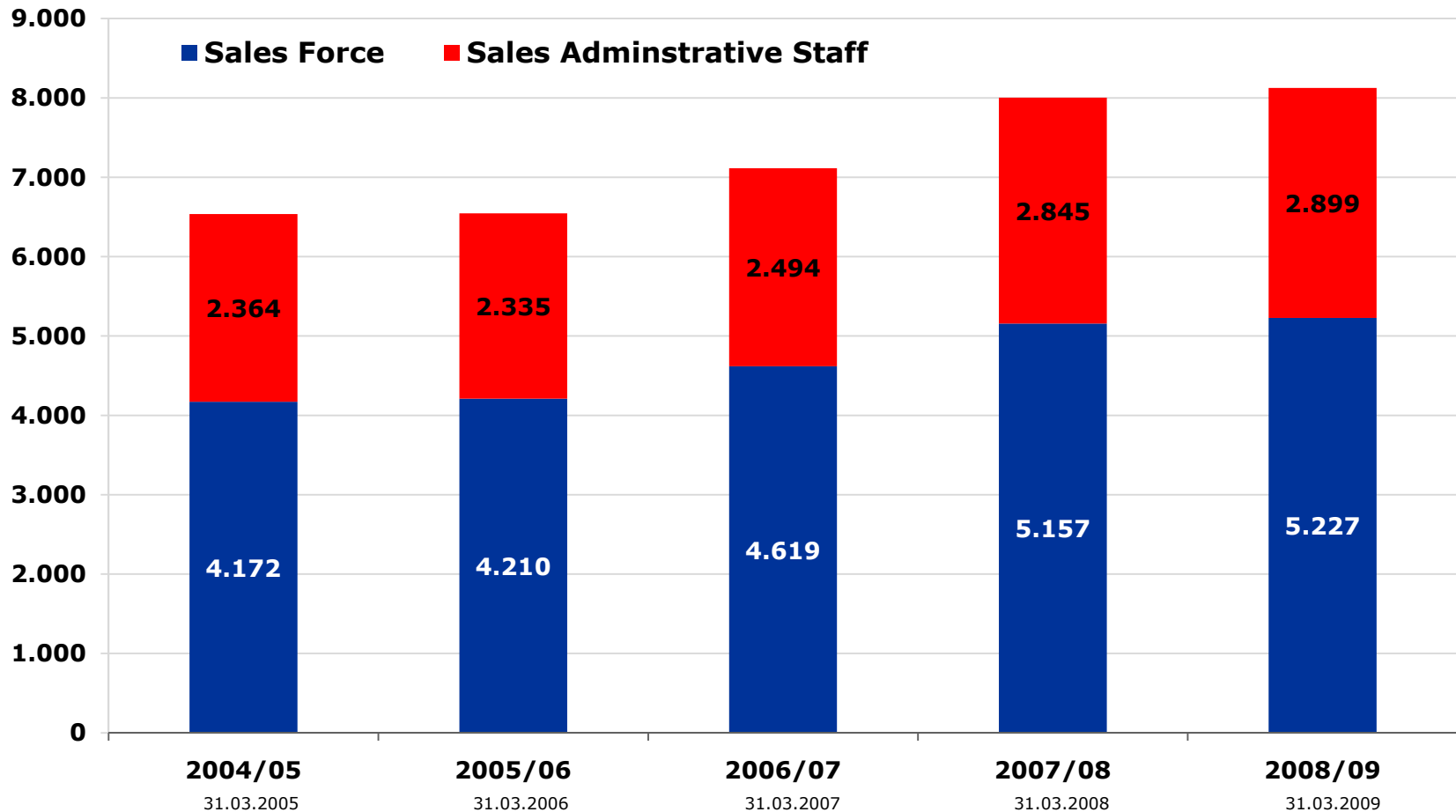
Status: FY 2008/09 | 31.03.2009
Combined Berner Group



Development of Employees of the Combined Berner Group

Headcount (absolute)

Status: FY 2008/09 | 31.03.2009
Combined Berner Group



Imprint

The Berner Group

Berner GmbH

Bernerstrasse 6

D – 74653 Künzelsau

T +49 (0) 7940 121-0

F +49 (0) 7940 121-203

info@berner-group.com

www.berner-group.com